



### District Report Card: 2017


<b>State:</b> Telangana	<b>District:</b> MEDAK
<b>Class:</b> 8	<b>Subject:</b> Mathematics
<b>Schools:</b> 51	<b>Students:</b> 1294


### Participation/Coverage


#### Students

<b>GENDER</b> 	Boys		Girls	
	Number	%	Number	%
	620	47.91	674	52.09

<b>AREA</b> 	Rural		Urban	
	Number	%	Number	%
	1180	91.19	114	8.81

<b>CATEGORY</b> 	SC		ST		OBC		GEN	
	Number	%	Number	%	Number	%	Number	%
	248	19.17	201	15.53	796	61.51	49	3.79

<b>CWSN</b> 	LD	VI	HI	S&LD	ID	Oth
	3	1	0	4	1	1

<b>MANAGEMENT</b> 	Government		Government-aided	
	Number	%	Number	%
	1294	100.00	0	0.00

### Average Performance of Students in EVS (%)

Overall	Gender		Area		Management		Social Group			
	Male	Female	Rural	Urban	Govt.	Aided	SC	ST	OBC	GEN
36.05	34.35	37.61	36.65	29.82	36.05	0.00	34.52	30.12	38.46	28.98

## Performance on Learning Outcomes (LOs)

Learning Outcomes	Description	Average Performance(%)
M601	Solves problems involving large numbers by applying appropriate operations	34.86
M606	Solves problems on daily life situations involving addition and subtraction of fractions / decimals	37.92
M620	Finds out the perimeter and area of rectangular objects in the surroundings like floor of the class room, surfaces of a chalk box etc.	35.59
M621	Arranges given/collected information in the form of table, pictograph and bar graph and interprets them	37.31
M702	Interprets the division and multiplication of fractions	33.23
M705	Solves problems related to daily life situations involving rational numbers	39.95
M706	Uses exponential form of numbers to simplify problems involving multiplication and division of large numbers.	32.81
M707	Adds/subtracts algebraic expressions	34.23
M710	Solves problems related to conversion of percentage to fraction and decimal and vice versa	23.59
M717	Finds out approximate area of closed shapes by using unit square grid/ graph sheet	36.70
M719	Finds various representative values for simple data from her/his daily life contexts like mean, median and mode	46.21
M721	Interprets data using bar graph such as consumption of electricity is more in winters than summer	44.53
M801	Generalises properties of addition, subtraction, multiplication and division of rational numbers through patterns	30.16
M802	Finds rational numbers between two given rational numbers	37.19
M803	Proves divisibility rules of 2, 3,4, 5, 6, 9 and 11	45.57
M804	Finds squares, cubes, square roots and cube roots of numbers using different methods.	34.06
M808	Use various algebraic identities in solving problems of daily life.	44.38
M812	Verifies properties of parallelogram and establishes the relationship between them through reasoning	27.55
M818	Finds surface area and volume of cuboidal and cylindrical object	27.81
M819	Draws and interprets bar charts and pie charts	36.17

Range of Performance of Students who Answered Correctly							
Below 30%		30% - 50%		50% - 75%		Above 75%	
Number	%	Number	%	Number	%	Number	%
632	48.84	397	30.68	164	12.67	101	7.81

## **Lowest Performing Learning Outcomes (LOs)**

1. Solves problems related to conversion of percentage to fraction and decimal and vice versa (23.59)
2. Verifies properties of parallelogram and establishes the relationship between them through reasoning (27.55)
3. Finds surface area and volume of cuboidal and cylindrical object (27.81)
4. Generalises properties of addition, subtraction, multiplication and division of rational numbers through patterns (30.16)
5. Uses exponential form of numbers to simplify problems involving multiplication and division of large numbers. (32.81)